



CONTOUR HD ADAPTER

FITS FAST / ACH SIDE RAILS (ARCS)

Features:

- Attaches to the Contour HD Camera and mounts to FAST / ACH Side Rails (ARCs) with the lowest possible profile
- Allows for rotation of the camera to the desired pitch with secure stabilization



Part # 20-94-103

06-05-156 REV. A

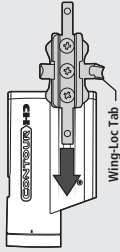
PACKAGE CONTENTS = 1



Contour HD Adapter

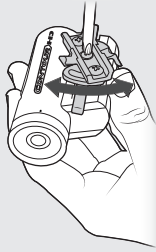
1

Slide the Contour HD Adapter onto the camera until it locks into place. Make sure the Wing-Loc Tab is positioned downward as shown.



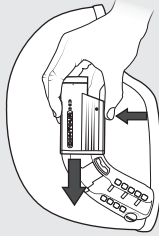
2

Rotate bottom plate of Contour HD Adapter to desired position and tighten the center screw to lock in place.



3

Press and hold the Wing-Loc Tab while sliding the Adapter into preferred position on FAST / ACH Side Rail (ARC) releasing when it clicks into one of the slots.



ops-core
www.ops-core.com